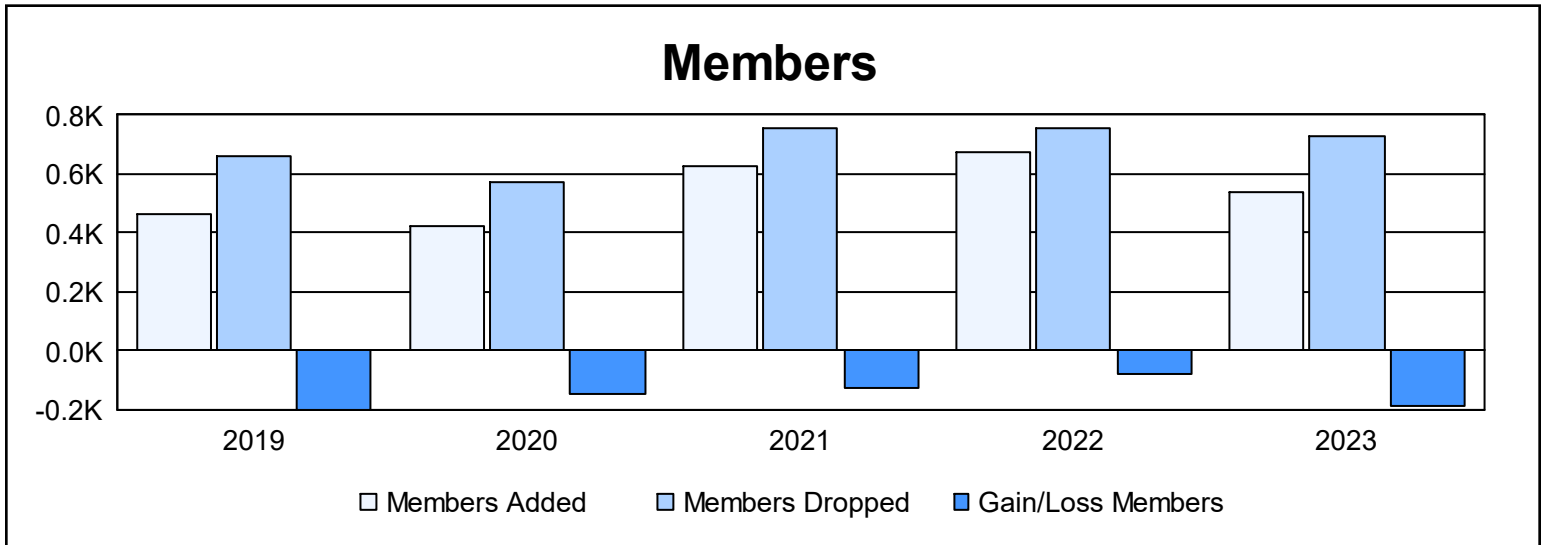
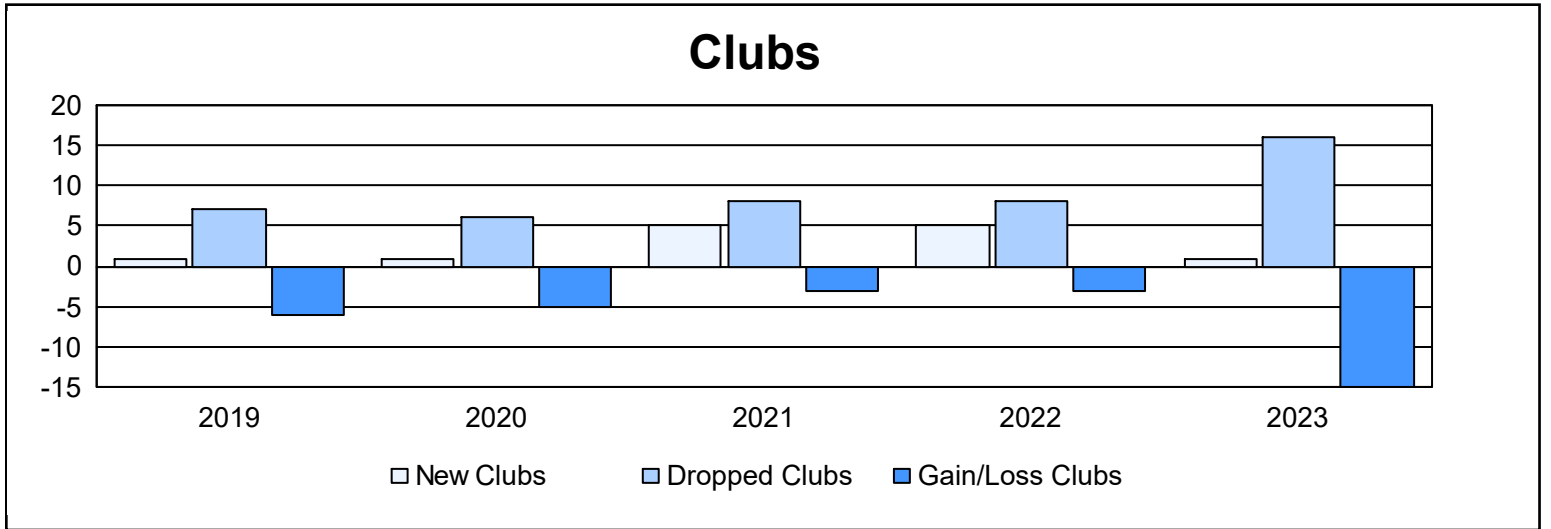
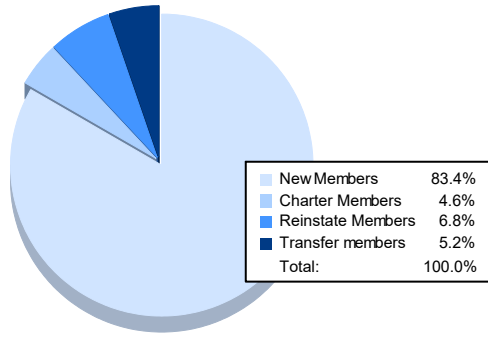


Year	New Clubs	Dropped Clubs	Gain/ Loss Clubs	New Members	Charter Members	Reinstate Members	Transfer Members	Total Member Added	Total Members Dropped	Gain/ Loss Members
2018-2019	1	7	-6	383	32	16	30	461	659	-198
2019-2020	1	6	-5	355	25	20	26	426	573	-147
2020-2021	5	8	-3	440	134	44	12	630	754	-124
2021-2022	5	8	-3	492	120	46	18	676	753	-77
2022-2023	1	16	-15	451	25	37	28	541	728	-187
<b>Average</b>	<b>3</b>	<b>9</b>	<b>-6</b>	<b>424</b>	<b>67</b>	<b>33</b>	<b>23</b>	<b>547</b>	<b>693</b>	<b>-147</b>



### Membership Composition June 2023 Cumulative



### Gender Composition June 2023 Cumulative

